

KG1

جمهورية مصر العربية
وزارة التربية والتعليم والتعليم الفني
الإدارة المركزية لشئون الكتب


Connect

Term 1

Student's Book

2018-2019

غير مصرح بتداول الكتاب خارج
وزارة التربية والتعليم والتعليم الفني



Name: _____

School: _____

Class: _____

Date: _____

KG1

جمهورية مصر العربية
وزارة التربية والتعليم الفني
الإدارة المركزية لشئون الكتب

Connect

Term 1

Student's Book



Claire Medwell
with Emma Wilkinson and Wendy Cherry

Contents

About me



Unit 1 It's me! 2

Play time 14

Unit 2 My body 16

Play time 28



My world



Unit 3 My class 32

Play time 44

Unit 4 My family 46

Play time 58

Review 1 62

Picture Dictionary 70

Cut-outs 73



Scope and sequence

	Unit	Vocabulary	Language	Phonics	Life skills	Values	Issues and challenges	Integrated cross-curriculum topics
About me	1 It's me!	Busy Bee, Adam, Dina, hello, goodbye, flower, friend	Hello. What's your name? I'm (Busy Bee). It's a flower. It's yellow.	h: hello, honey, hand	Communication, cooperation and respect for diversity: Let's make friends!, Look and learn Problem solving: It's a flower!	Participation: Let's make friends Respect: Look and learn Curiosity: Bees and honey	Community participation: Making friends	Math: I can count Science: Bees and honey
	2 My body	ear, eye, hair, hand, mouth, nose	Touch your (ear). Wash your (hands).	m: mouth, mommy, milk, mug	Problem solving: The body game Communication: Show and tell	Participation: The body game, Touch your nose Independence: Show and tell	Preventative health: Look and learn, Let's wash! Saving water	Art project: A paper plate face
My world	3 My class	board, book, chair, crayon, pencil, table, red	What's this? It's a (pencil). It's a (crayon).	b: book, board, blue, bee, black	Self-management: Let's tidy up!, Look and learn Problem solving: The red crayon Communication: Show and tell	Participation: Let's tidy up!, What's this? Independence: Let's tidy up!	Community participation: Let's tidy up!	Art: I can color! Math: I can count!
	4 My family	brother, daddy, grandma, grandpa, mommy, sister	Who's this? This is my (mommy). Can I help you? Yes, please. No, thank you.	d: daddy, doll, duck, dog	Cooperation: Let's help!, Look and learn Communication: This is my family, Show and tell Problem solving: I help my family Creativity: Listening and speaking Critical thinking: Plant, animal and human families	Empathy: Let's help!, Look and learn Independence: Show and tell	Loyalty and belonging: This is my family	Social studies project: My family tree Science: plant, animal and human families
	Review 1	Revision of vocabulary from units 1–4	Revision of language from units 1–4	Revision of phonics from units 1–4	Communication: Acting, A family chain Creativity: A family chain	Participation: Board game, Acting		Art: A family chain



1 Listen and point



2 Sing



Busy Bee



Adam




Dina




hello

 1 Listen and repeat

 2 Color

 3 Say hello!



Vocabulary: bee, hello



h

Learn sounds with Busy Bee!



1 Listen and repeat



2 Look and circle h

hello



honey



hand



abcdefghijklmnopqrstuvwxyz

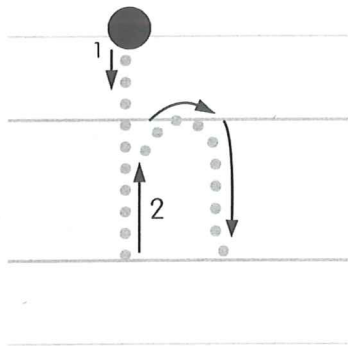
Phonics: the h sound



Learn to write with Busy Bee!



1 Trace and copy



h and



2 Look and say



honey

hello

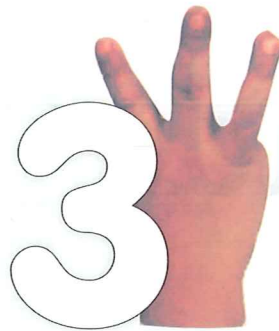



abcdefghijklmnopqrstuvwxyz

Learn numbers with Busy Bee!



1 Listen and repeat








2 Listen and match



I can count!

1 Listen and count



2 Sing a song

1 bee, 2 bees, 3 bees, 4 bees, 5 bees

Bees and honey



Listen and point



bee





flower



honey



1 Look and trace



Let's make friends!



1 Look and say



hello



friends



goodbye



2 Sing and do

I make new friends!



1 Color and say



2 Look, listen and repeat



hello



goodbye

It's a flower



1 Listen and point



Look and learn

Hello, what's your name?



1 Listen and follow



2 Look and say



2



3 Ask and answer



4 Look and color

Vocabulary



Math



Science



Life skills



Phonics

h




Unit review

Play time



1 Point, trace and circle













1 2 3 4 5

1 2 3 4 5





1 Look, trace and color



My body



1 Listen and point



2 Sing



ear



eye



hair



hand



mouth



nose

The body game



1 Listen and point




Look and learn

Story: The body game Touch your nose.

 1 Listen and repeat

 2 Color



Vocabulary: ear, eye, hair, hand, mouth, nose



1 Listen, circle and do

1



2



2 Play a game

Touch your ear!



Let's wash!



1 Look and say




2 Sing and do



hands



face



I wash!



1 Trace, color and say

1




2



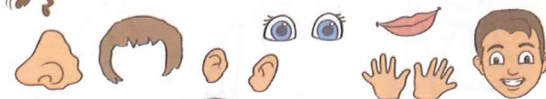
Touch your nose



1 Listen and point






2 Look and say



Listening and speaking: Touch your (ears).



1 Match and say



Language: Touch your (ears).



Learn sounds with Busy Bee!



1 Listen and repeat

mouth



2 Look and circle **m**

milk



mommy



mug



abcdefghijklmnopqrstuvwxyz

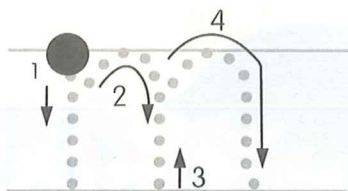
Phonics: the *m* sound



Learn to write with Busy Bee!



1 Trace and copy



m ommy



2 Look and say



m outh m ug



milk


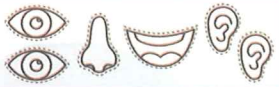



abcdefghijklmnopqrstuvwxyz

A paper plate face

1 Make a paper plate face

2 Look and say



 Go to page 75

Project: A paper plate face

Show and tell



1 Show and tell



Unit review **2**



2 Look and color

Vocabulary



Values



Phonics



Art project



Unit review

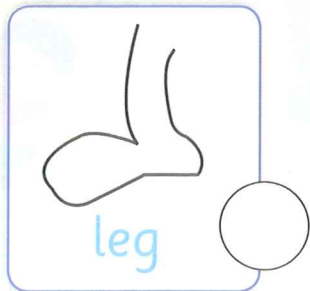
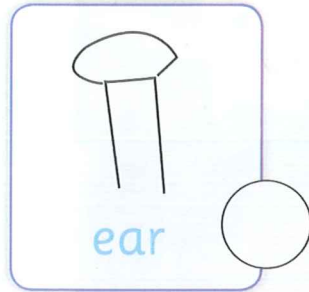
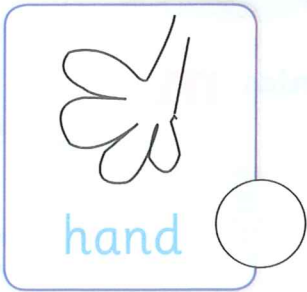
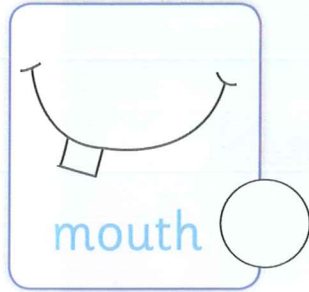
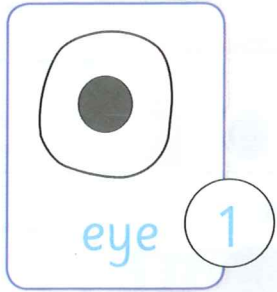
Play time



1 Count and say






2 Look and color






1 Look and trace






Find the difference



1 ear!



2 ears!





1 Find the odd one out

1




2



3



2 Look and stick



Go to page 73

My class

1 Listen and point



2 Sing



board



book



chair



crayon







pencil



table

1 Listen, point and say

2 Trace and color




Vocabulary: board, book, chair, crayon, pencil, table

Let's tidy up!



1 Look and say





books



crayons




pencils



2 Sing and do

 **1 Match**





b


Learn sounds with Busy Bee!




1 Listen and repeat



2 Look and circle **b**



book




board



blue



bee



black



a **b** c d e f g h i j k l m n o p q r s t u v w x y z

Phonics: the **b** sound


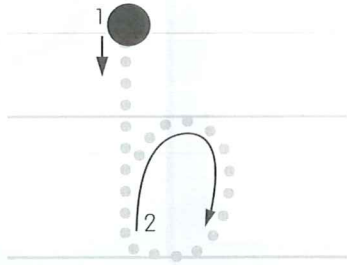


b


Learn to write with Busy Bee!



1 Trace, say and color




bee



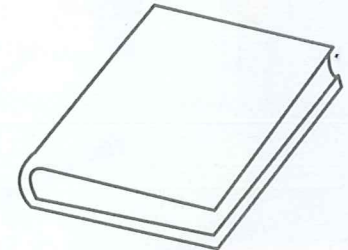
blue



black



board



book



a **b** c d e f g h i j k l m n o p q r s t u v w x y z

What's this?



1 Listen and point



2 Look and say



Listening and speaking: What's this? It's a *(crayon)*.


Learn colors with Busy Bee!




1 Listen and say




yellow



red



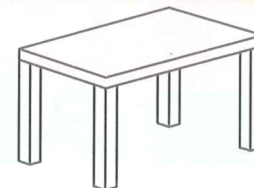
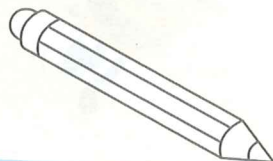
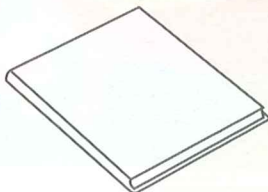
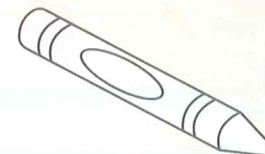
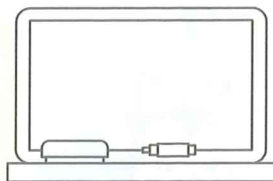
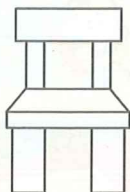
blue



black



2 Listen and color



I can color!

My red crayon



1 Listen and point



Look and learn

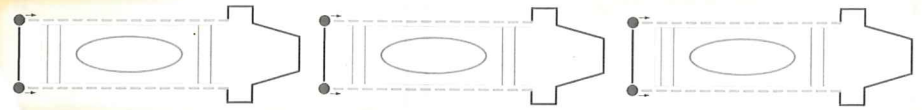
Story: My red crayon What's this? It's a (pencil). It's (yellow).



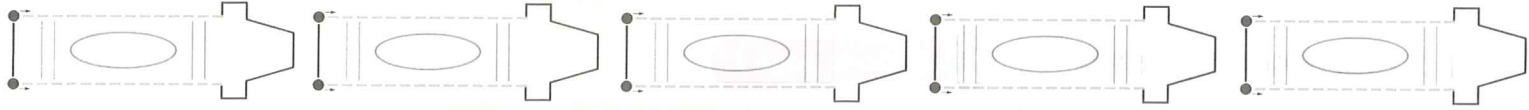
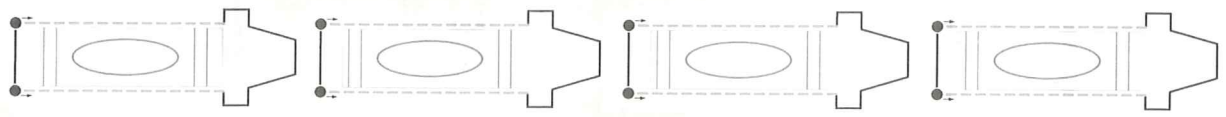

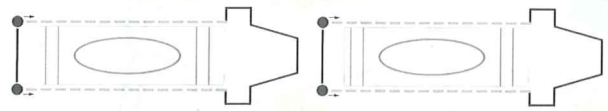

1 Trace and color





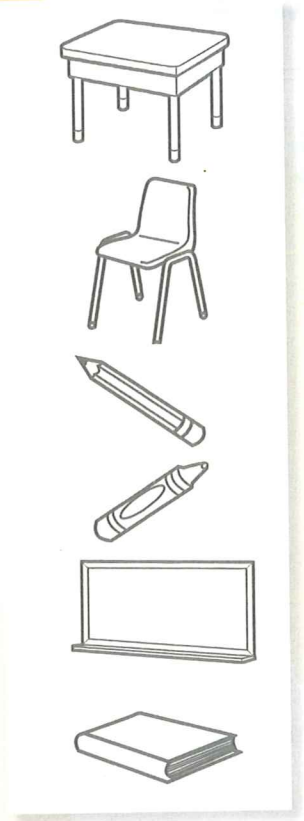
2 Count and write




3



 **1** Find, say and color




 **2** Make a classroom poster

 **Go to page 77**

Show and tell



1 Show and tell



Unit review **3**



2 Look and color

Vocabulary



Life skills



Phonics **b**



Art



Math




Unit review

Play time

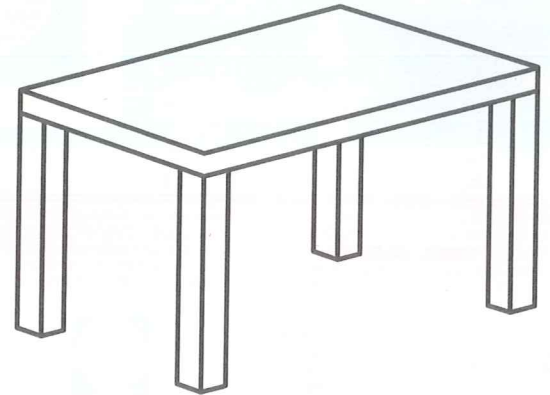

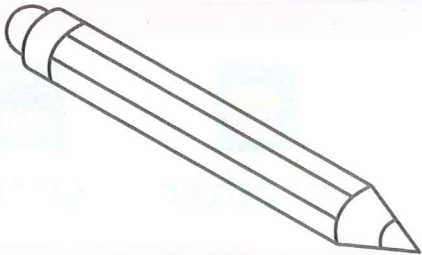
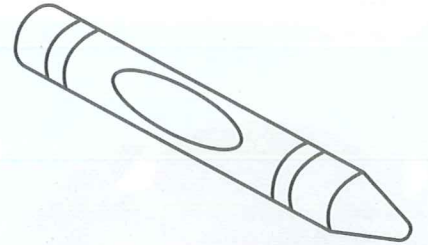
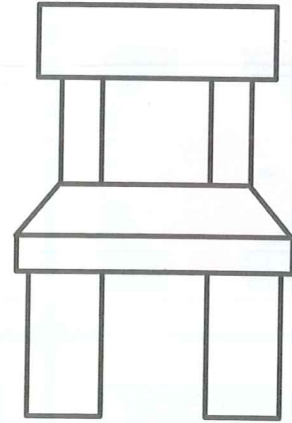


1 Look and color





1 Look and color



My family



1 Listen and point



2 Sing



grandma



grandpa



mommy



daddy



brother



sister



1 Match and say



2 Find and draw the missing person

 Go to page 73

Vocabulary: brother, daddy, grandma, grandpa, mommy, sister

Let's help!



1 Look and say



daddy



mommy



brother



sister



2 Sing and do

I help my family!

Listening and Speaking: I help my (sister).



1 Look and draw



This is my family



1 Listen and point





2 Look, draw and say



Listening and speaking: *This is my (family).*



1 Draw and say



Listening and speaking: *This is my (family).*



d

Learn sounds with Busy Bee!



1 Listen and repeat

daddy



duck



2 Look and circle d

dog



doll



abcdefghijklmnopqrstuvwxyz

Phonics: the d sound

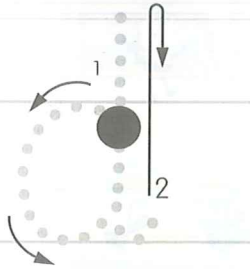


d

Learn to write with Busy Bee!



1 Trace and copy



daddy


duck

doll

dog



2 Find d and color



abcdefghijklmnopqrstuvwxyz



I help my family!



Story

Unit
4



1 Listen and point



Look and learn

Story: I help my family! Can I help you? Yes, please. / No, thank you.



1 Listen and point



puppy



duckling



seeds



mommy



2 Look and match

duck



baby



tree






dog



My family tree



1 Look and do



Show and tell



1 Show and tell



Unit review **Unit 4**



2 Look and color

Vocabulary



Life skills



Phonics **d**



Social studies project



Science











Unit review

Play time

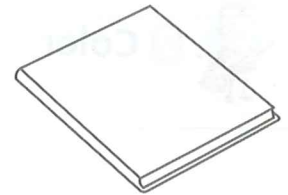
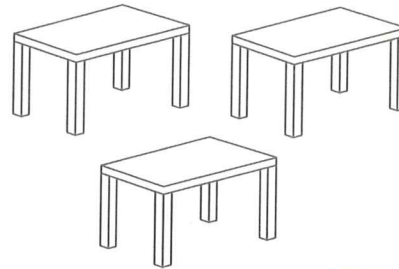
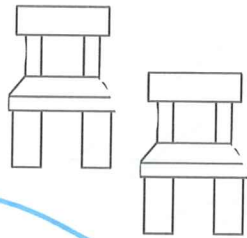



Count, match and trace





1 Count, match and color



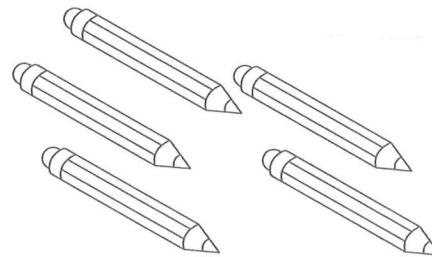
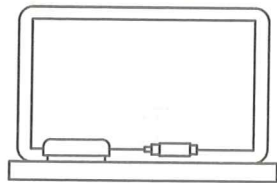
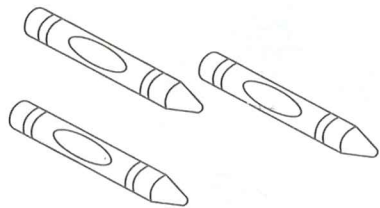
1

2

3

4

5




Play time



1 Look and find




2 Color






1 Draw your face



2 Find **b** and color






Review 1



1 Listen and point



A large hexagonal grid of 25 cells arranged in a roughly circular pattern. The top row contains five blue hexagons with numbers 1, 2, 3, 4, and 5. The remaining cells contain various colorful illustrations: a red pencil, a green crayon, a red book, a blue chair, a landscape photo, a hand, a pink flower, a red flame, a black eye, a pink tongue, pink lips, red, blue, yellow, and black ink splashes.



2 Color





Revision of vocabulary from units 1-4



1 Listen and color the frames





2 Match and say





1 Listen and color






1 Listen and draw

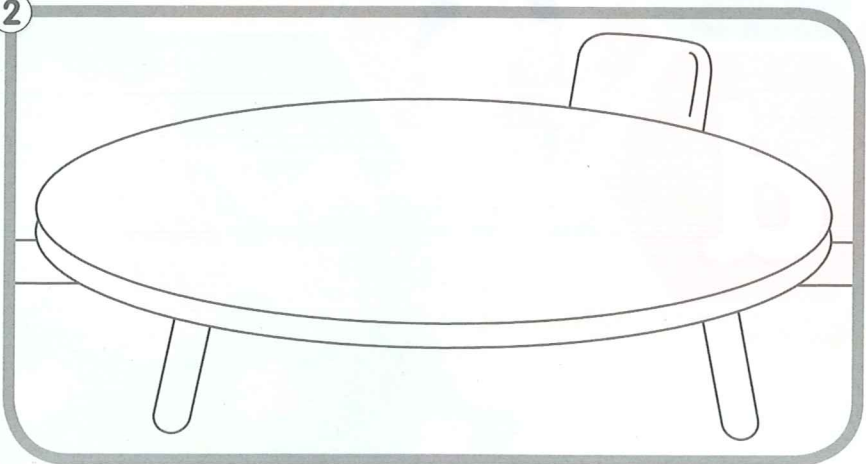


2 Color

1



2





3 Listen and circle

1



2



 Play the game



b



m



d



h



Revision of sounds from units 1-4



1 Choose, say and match

h b m d



2 Trace and copy

h h

b b

m m

d d



1 Listen and point



2 Act


Revision of language and vocabulary from units 1-4

A family chain

Review
Activity 1



1 Make a family chain



2 Look and say



Go to page 77

Activity: A family chain This is my (brother).




1 Point and say

My body



My Family





Point and say



Busy Bee




Adam



Dina



hello



board



book



chair



crayon



pencil



table

Picture dictionary



honey




hand



mug



milk



blue



black



bee



duck




doll




dog

Unit 2 My body

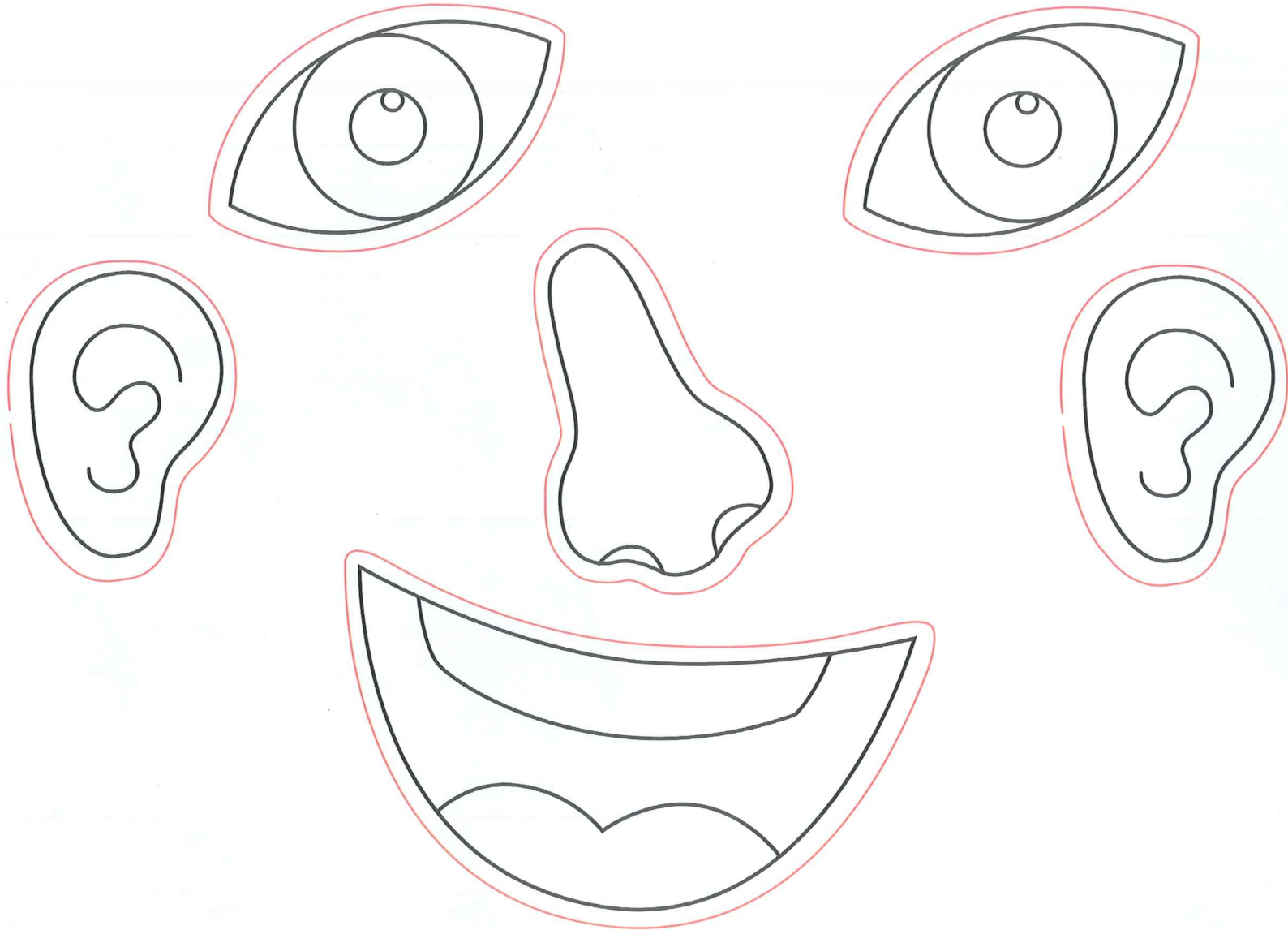



Unit 4 My family





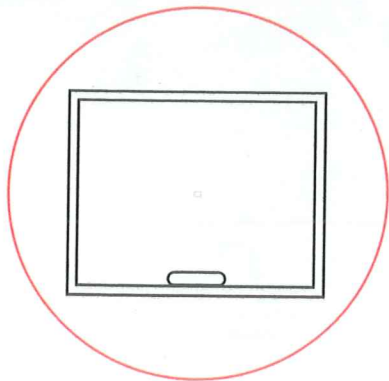

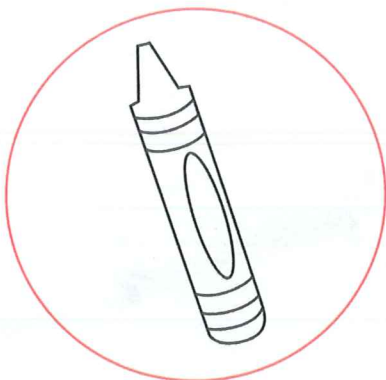
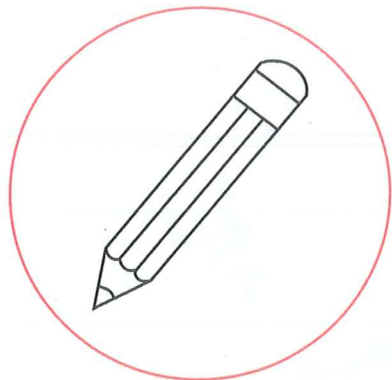
Unit
2 A paper plate face






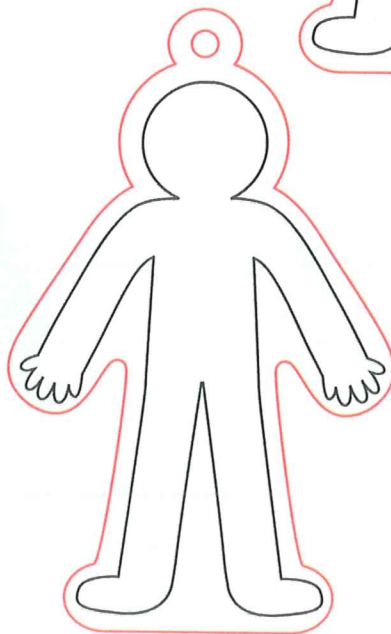
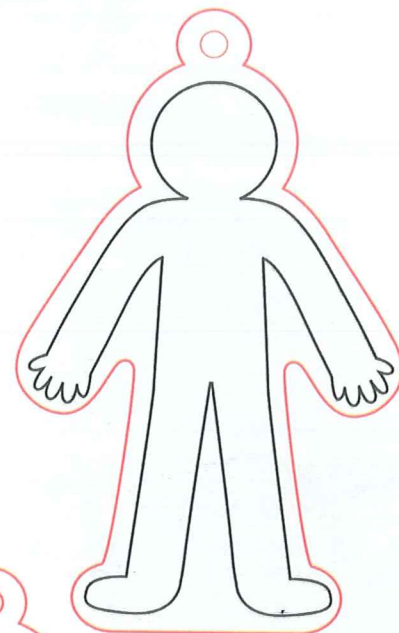
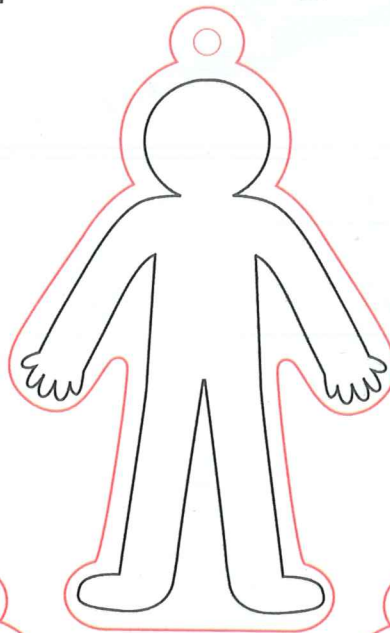
Unit
3

A classroom poster



Review

A family chain





Egyptian International Publishing Company – Longman



10a Hussein Wassef Street
Messaha Square
Dokki
Giza
Arab Republic of Egypt

Copyright © 2018 held jointly by special agreement between the Egyptian Ministry of Education and Technical Education and the Egyptian International Publishing Company - Longman



York Press Ltd.
322 Old Brompton Road
London SW5 9JH
England

Pearson Education Limited

Edinburgh Gate
Harlow
Essex CM20 2JE
England
and Associated Companies throughout the world

First Published 2018
ISBN 978-977-16-1492-0
Deposit 11446/2018
Printed by A P C for printing

The rights of Claire Medwell, Emma Wilkinson and Wendy Cherry to be identified as authors of this Work have been asserted by them in accordance with the Copyright, Designs and Patents Act 1988.

All rights reserved; no part of this publication may be reproduced, stored in a retrieval system or transmitted in any form or by any means, electronic, mechanical, photocopying, recording or otherwise, without the prior written permission of the copyright holders.

Acknowledgements

Photographs sourced by York Press and pictureresearch.co.uk

The Publishers are grateful to all those who have given permission to reproduce copyright material.

iStockphoto/ kakakiki for p4 and p64 hello / arlindo71 for p9 bee on flower / jhuting for p32 crayons and p60 crayon / malerapaso for p32 pencils / Antiagain for p34 and p71 bee / bbtomas for p64 and p65 doll; Shutterstock/ Luis Molinero for p5 hello / TinnaPong for p10 and p11 hello, and for p29 right centre / Egyptian Studio for p10 friends and p52 / Denys Prykhodov for p10 and p11 goodbye, and for p20 hands / ESB Professional for p11 ex2 / Blaj Gabriel for p12 / Oksana Kuzmina for p18 / Daxiao Productions for p20 face / Koltsov for p20 boy washing face / wavebreakmedia for p24 mummy / Quang Ho for p32 books / SUJIN SAENSING for p33 blue pencil / Lunatictm for p33 pencil case / bombybamby for p33 book shelf / Lucie Lang for p33 orange crayon / Mtsaride for p33 red crayon / Pshenichka for p33 and p65 yellow book / Stockforlife for p33 green book / Africa Studio for p33 book pile, p60 pencil and p60 table / studiovin for p33 orange pencil / MicroOne for p34, p41, p60 and p64 book / Nerthuz for p34, p41, p60 and p64 board / Monkey Business Images for p38 / Armari36 for p50, p55 and p71 doll / igor kissalev for p52 / OKcamera for p60 chair / michaeljung for p64 daddy

Commissioned photography by Graham Alder at MM Studios, Oxford, UK

Picture credits

The Publishers would like to thank the following for their kind permission to reproduce their photographs.

Illustrators: Ilias Arahovitis (Beehive Illustration), Henrique Brum (Beehive Illustration), Fhiona Galloway (Beehive Illustration), Gary Joynes (Beehive Illustration), Tamara Joubert (Beehive Illustration), Adam Linley (Beehive Illustration), John Lund (Beehive Illustration), Nathalie Ortega (Beehive Illustration), Jim Peacock (Beehive Illustration), Conor Rawson (Beehive Illustration), Faye Robson (Beehive Illustration)

Every effort has been made to trace the copyright holders and we apologize in advance for any unintentional omissions. We would be pleased to insert the appropriate acknowledgement in any subsequent edition of this publication.

Connect is a new and innovative course specially designed for learning based on life skills and citizenship education.

- Exciting stories, catchy songs and motivating craft activities
- Engaging characters that children will identify with
- Pre-emergent reading and writing skills including phonics
- A syllabus for learning new age-appropriate skills for home and school
- An emphasis on values for young learners

Connect provides the complete package for learning based on life skills and citizenship education.

Student's Book

Teacher's Guide

Class Audio CD

The course has been designed in alignment with the curriculum framework set by the Ministry's Center for Curriculum and Instructional Materials Development (CCIMD).



Size 19.5x27.5 cm
Extent 80 pp
Colour 4/4
Grammage 180/70 gm

رقم الكتاب
١٠٠٨/٣٠/٢٥/١١/١/٧٢